

Rev04  
 Update: Aug,20,2025

**DATASHEET**

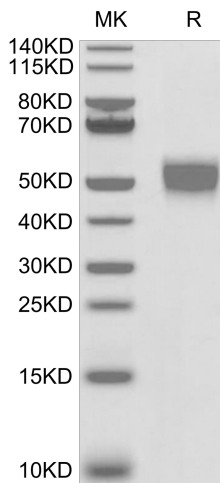
# CD24 mFc Chimera, Human

Cat. No.: Z04176

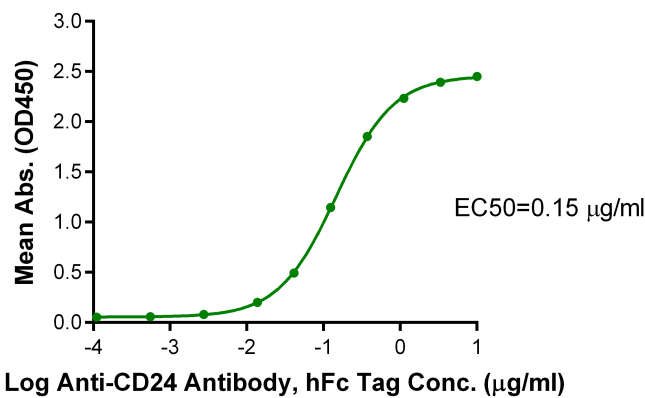
## Product Introduction

<b>Species</b>	Human
<b>Protein Construction</b>	<div style="display: flex; justify-content: space-around; align-items: center;"> <div style="background-color: #0056b3; color: white; padding: 5px; text-align: center;">           CD24 (Ser27-Gly59)            Accession # P25063-1  <small>N-term</small> </div> <div style="background-color: #76b82a; color: white; padding: 5px; text-align: center;">           mFc (IgG1)  <small>C-term</small> </div> </div>
<b>Purity</b>	> 95% as determined by Bis-Tris PAGE
<b>Endotoxin Level</b>	Less than 1EU per µg by the LAL method.
<b>Biological Activity</b>	Measured by its binding ability in a functional ELISA. Test result was comparable to standard batch.
<b>Expression System</b>	HEK293
<b>Theoretical Molecular Weight</b>	29.5 kDa
<b>Apparent Molecular Weight</b>	Due to glycosylation, the protein migrates to 48-60 kDa based on Bis-Tris PAGE result.
<b>Formulation</b>	Lyophilized from a 0.22 µm filtered solution in PBS, (pH 7.4).
<b>Reconstitution</b>	Centrifuge the tube before opening. Reconstituting to a concentration more than 100 µg/ml is recommended. Dissolve the lyophilized protein in distilled water.
<b>Storage &amp; Stability</b>	Upon receiving, the product remains stable for 6 months at -20°C or below. Upon reconstitution, the product should be stable for 3 months at -80°C. Avoid repeated freeze-thaw cycles.

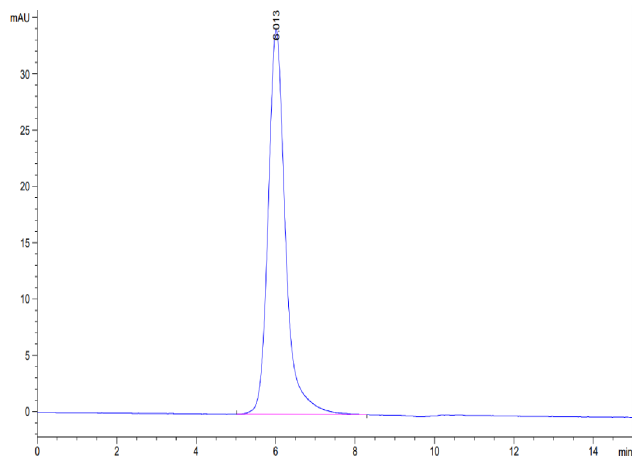
## Examples



CD24 mFc Chimera, Human on Bis-Tris PAGE under reduced conditions. The purity is greater than 95%.



Immobilized CD24 mFc Chimera, Human, mFc Tag at 0.5 µg/ml (100 µl/well) on the plate. Dose response curve for Anti-CD24 Antibody, hFc Tag with the EC50 of 0.15 µg/ml determined by ELISA.



The purity of CD24 mFc Chimera, Human is greater than 95% as determined by SEC-HPLC.

## Background

**Target Background :** CD24 is a sialoglycoprotein expressed at the surface of most B lymphocytes and differentiating neuroblasts. It is also expressed on neutrophils and neutrophil precursors from the myelocyte stage onwards. The potential for targeting CD24 in cancer therapy seems promising, as CD24 is overexpressed in many human cancers.

**Synonyms :** CD 24; CD24 molecule; CD24A; FLJ22950; FLJ43543; MGC75043

**For research use only. Not intended for human or animal clinical trials, therapeutic or diagnostic use.**

Manufacturer: Nanjing GenScript Biotech Co., Ltd. No. 28Yongxi Road, Jiangning District, Nanjing, Jiangsu, China