

Rev04
Update: Aug,20,2025

DATASHEET

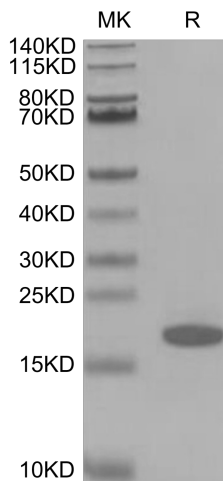
FGF basic, Human

Cat. No.: Z05288

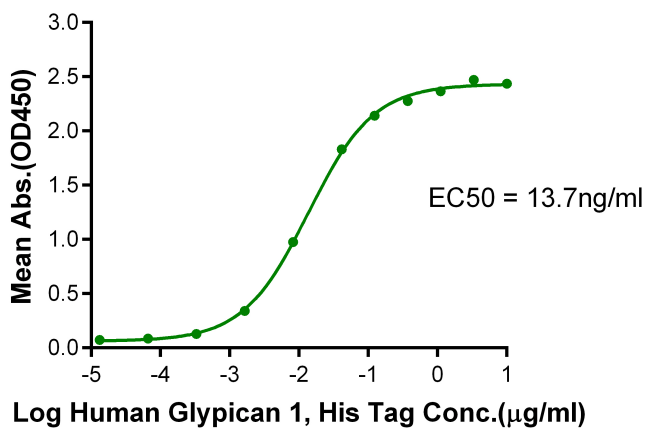
Product Introduction

Species	Human
Protein Construction	FGF basic (Pro143-Ser288) Accession # P09038-4
Purity	> 95% as determined by Bis-Tris PAGE
Endotoxin Level	Less than 0.02 EU per µg by the LAL method.
Biological Activity	Measured by its binding ability in a functional ELISA. Test result was comparable to standard batch.
Expression System	E.coli
Theoretical Molecular Weight	16.5 kDa
Apparent Molecular Weight	The protein has a predicted MW of 16.5 kDa same as Bis-Tris PAGE result.
Formulation	Lyophilized from 0.22 µm filtered solution in PBS (pH 7.4).
Reconstitution	Centrifuge the tube before opening. Reconstituting to a concentration more than 100 µg/ml is recommended. Dissolve the lyophilized protein in distilled water.
Storage & Stability	Upon receiving, the product remains stable for 6 months at -20°C or below. Upon reconstitution, the product should be stable for 3 months at -80°C. Avoid repeated freeze-thaw cycles.

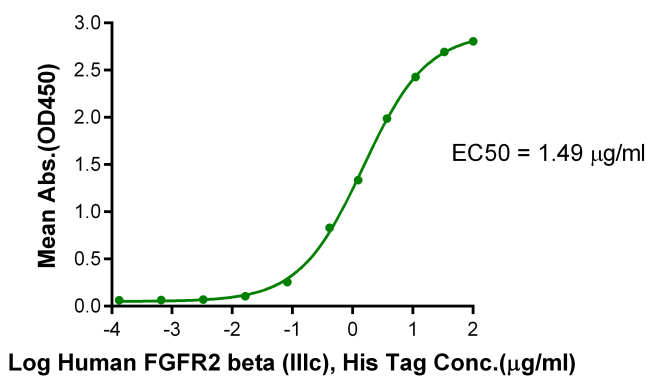
Examples



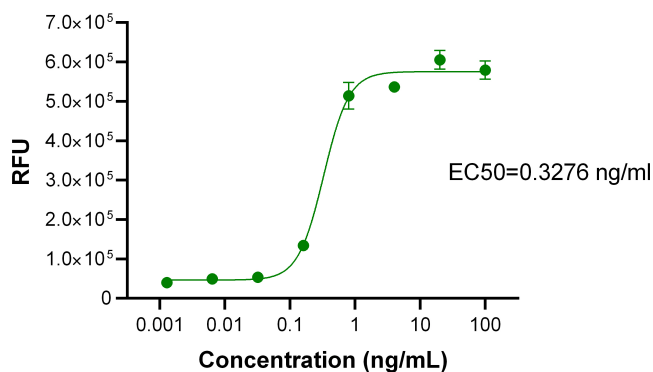
FGF basic, Human on Bis-Tris PAGE under reduced condition.
The purity is greater than 95%.



Immobilized FGF basic, Human, No Tag at 0.5 µg/ml (100 µl/well) on the plate. Dose response curve for Human Glypican 1, His Tag with the EC50 of 13.7ng/ml determined by ELISA.



Immobilized FGF basic, Human, No Tag at 5 µg/ml (100 µl/well) on the plate. Dose response curve for Human FGFR2 beta (IIIc), His Tag with the EC50 of 1.49µg/ml determined by ELISA.



Measured in a cell proliferation assay using BALB/c 3T3 mouse embryonic fibroblasts. The ED50 for this effect is 0.1 - 0.6 ng/ml (QC Test).

Background

Target Background : FGF basic is a member of the FGF family of at least 23 related mitogenic proteins which show 35-60% amino acid conservation. FGF acidic and basic, unlike the other members of the family, lack signal peptides and are apparently secreted by mechanisms other than the classical protein secretion pathway.

Synonyms : bFGF; FGF basic; FGF2; FGF-2; FGF2AS; GFG1; HBGF-2; NUDT6; Prostatropin; BFGF; FGFB; FGF β ; HBGF2

For research use only. Not intended for human or animal clinical trials, therapeutic or diagnostic use.

Manufacturer: Nanjing GenScript Biotech Co., Ltd. No. 28Yongxi Road, Jiangning District, Nanjing, Jiangsu, China